

A decorative graphic consisting of numerous thin, orange, wavy lines that flow from the bottom left towards the center of the page, partially overlapping the text.

# ieps

NETWORK


# WHAT IS E-CARD..?

A ELECTRONIC CARD..?

A GREETING CARD..?

A POST CARD..?

**HERE THE  
ANSWER IS**

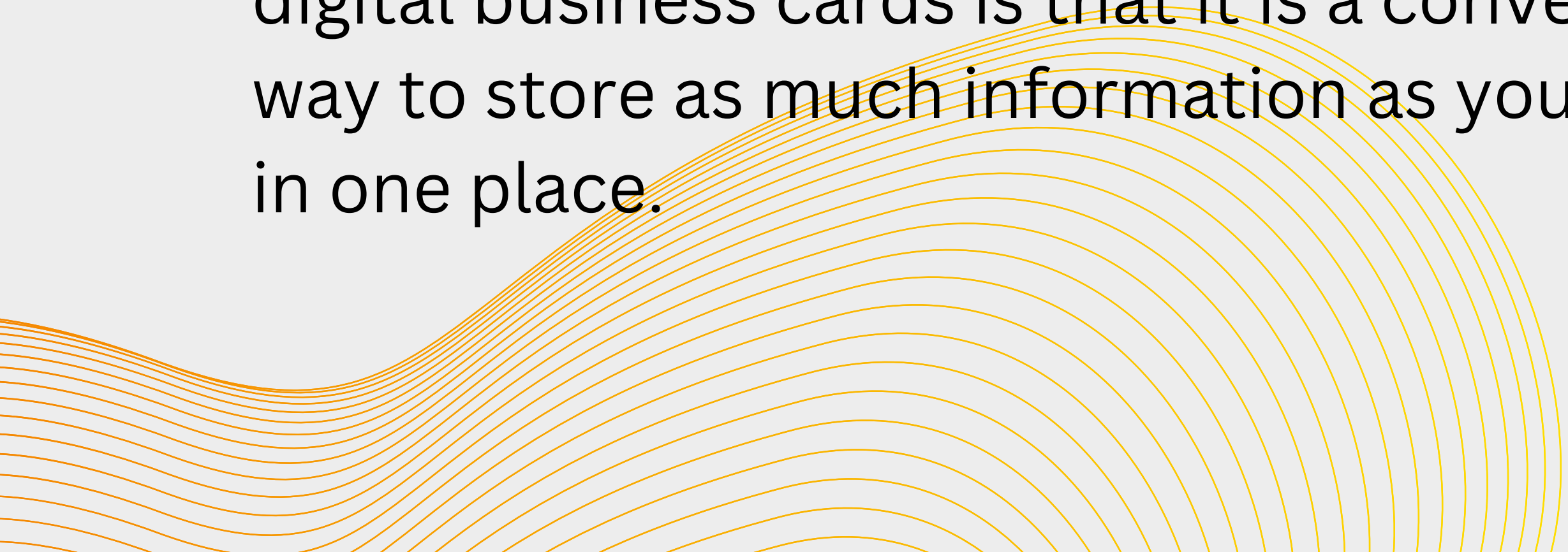


**THIS IS A**  
**ELECTRONIC**  
**BUSSINESS CARD**

A decorative graphic consisting of numerous thin, parallel, wavy lines in a golden-yellow color, located in the bottom-left corner of the page. The lines flow from the left edge towards the center, creating a sense of movement and depth.

# WHY USE E-CARD.?

One of the most significant advantages of digital business cards is that it is a convenient way to store as much information as you want in one place.



# WHAT ARE THE BENEFITS OF E-CARD.?

- AFFORDABLE ADVERTISEMENT
- GIVES A GREAT FIRST IMPRESSION
- EASY DISTRIBUTION
- GIVES A VISUAL AID TO REMEMBER YOUR BUSSINESS
- SMALL & CONVENIENT
- PROVEN SUCCESS RATE
- DOESN'T EXPIRE
- VERY VERSATILE
- PEOPLE WON'T FORGET YOUR EMAIL

**LETS  
PEOPLE  
KNOW  
WHAT  
YOU'RE  
ALL  
ABOUT**

# FEATURES OF E-CARD

Ecard

**WELCOME  
TO THE ECARD**



# I. CARD SHARE OPTION

Ecard

No 1:  
Card Share Option



# 2. YOUR CONTACT NUMBER

Ecard

No 2:  
Your **Contact** Number





# 3. YOUR LOCATION IN MAP

Ecard

**No 3:**  
Your **Location** in Map



# 4. YOUR CONTACT

## EMAIL

Ecard

No 4:  
Your Contact **Email**



# 5. SHARE YOUR PERSONAL WEBSITE

Ecard

**No 5:**  
**Share Your Personal**  
**Website**



# 6. CREATE YOUR PROFILE IN ECARD

ADD YOUR CV &  
EDUCATIONAL  
DOCUMENTS IN  
PROFILE

Ecard

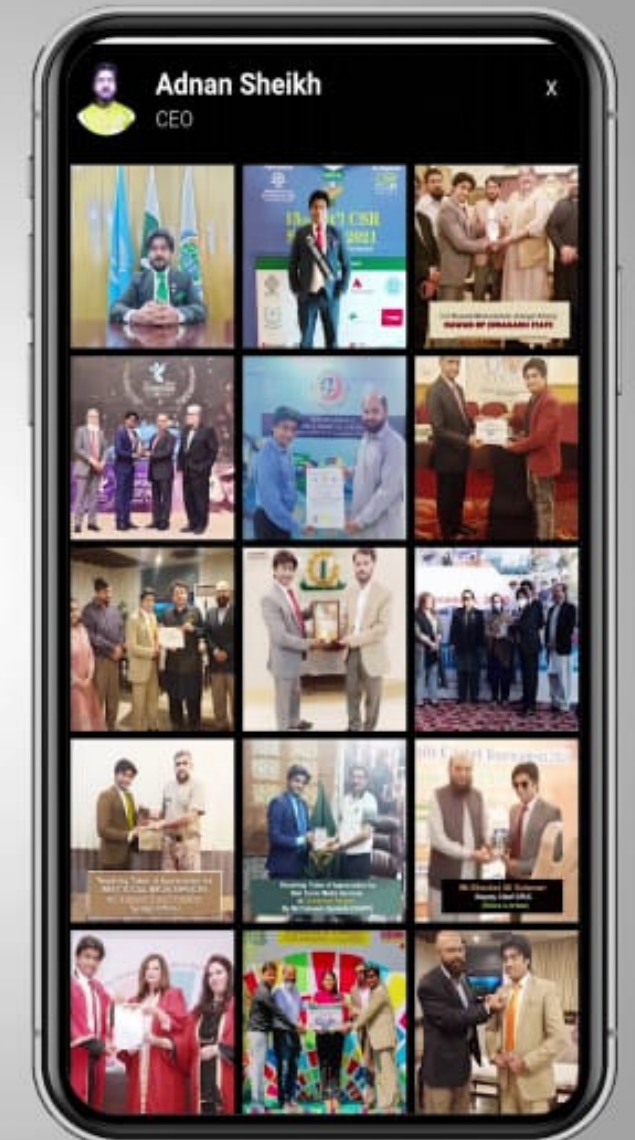
**No 6:**  
Create Your **Profile** in **Ecard**



# 7. UPLOAD PHOTOS IN YOUR GALLERY

Ecard

**No 7:**  
Upload **Photos** in Your  
**Gallery**



# 8. UPLOAD YOUR CERTIFICATES & AWARDS PHOTOS

Ecard

**No 8:**  
Upload Your  
**Certificate** or **Award**  
Photos



# 9. ADD YOUR SOCIAL MEDIA ACCOUNT

Ecard

**No 9:**  
Add Your **Social Media**  
Account



# 10. SHARE DAILY ACTIVITY STATUS VIA ECARD STATUS

Ecard

No 10:  
Share **Daily Activity**  
Via **Ecard Status**  
Just Like Whatsapp





# II. SHARE CARD WITH PERSONAL NUMBER

Ecard

**No 11:**  
**Share Card With**  
**Personal Number**

Click on **switch** icon  
Show Your Personal Number



# 12. ADD CUSTOM BUTTON FOR ECARD DETAILS

Ecard

No 12:  
Add Custom **Button**  
For **Extra** Details



# 13. SCAN QR CODE

**DIRECTLY OPEN  
YOUR CARD IN  
EVERY DEVICE**

Ecard

**No 13:  
Scan QR Code  
Directly Open Your  
Card any Smart Phone**



# 14. REALTIME CARD VIEWS COUNT

Ecard

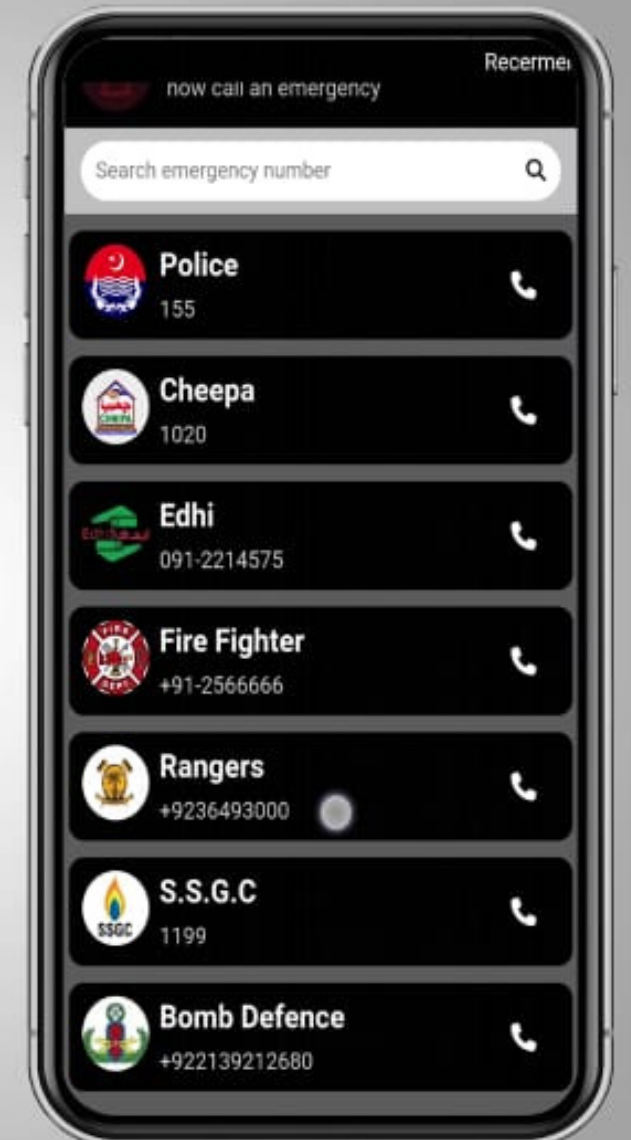
No 14:  
Realtime Card  
Views Count



# 15. EMERGENCY CONTACT LIST

Ecard

**No 15:**  
**Emergency Contact List**  
use only for emergency situation



# 16. SAVE ANOTHER FAVOURITE ECARD IN YOUR CARD WALLET

Ecard

No 16:  
Save Another **Favorite**  
Ecard in Card Wallet

